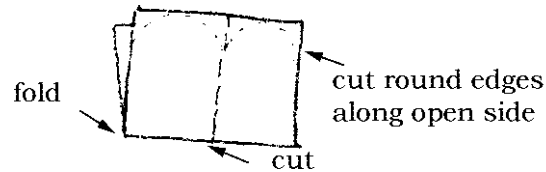
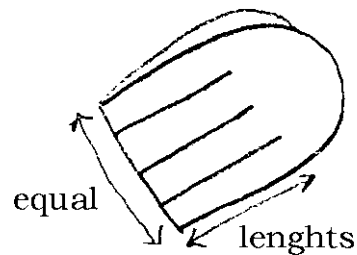


## SWEDISH HEART BASKETS

Use one piece of red construction paper and one of white.  
Fold in half. Crease. Open. Fold the other way & crease.  
With paper folded widthwise, cut along the other crease across the middle.

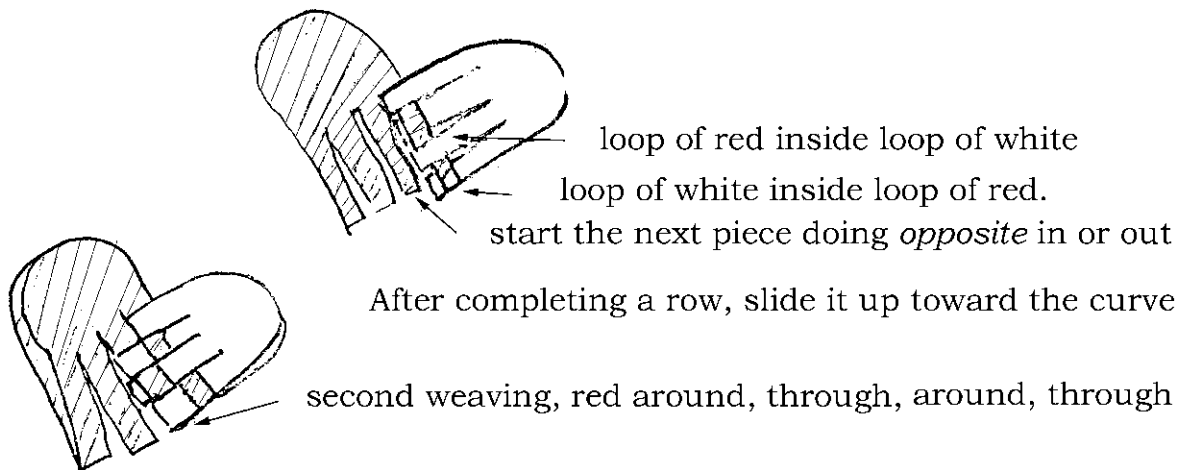


Cut three slits from the folded edge half way up the paper, NOT all the way to the top.



Do this to all four pieces, two white and two red. Slits must be as long as the piece is wide

Take one white piece and one red piece and weave them together by passing one strip through then around the strips of the other piece:



The final strip is a bit tight, but with patience it will look very neat. Add an extra strip of paper for a handle if you wish, and fill with rose petals or small candy.

